

Rigid Steel Elbows, Couplings and Nipples

Submittal Sheet



Picoma's rigid steel elbows, couplings and nipples are made in America to ensure the ultimate physical protection. Made from hot-dip galvanized steel rigid metal conduit, our rigid elbows are tough enough for use in outdoor applications, energy and manufacturing plants, and corrosive environments. Standard and special large-radius elbows are available to meet the needs of any project. Our rigid steel couplings are available in standard sizes and can be used to connect either rigid metal conduit (RMC) or intermediate metal conduit (IMC). Our rigid steel nipples feature NPT tapered pipe threads, making it easy to join lengths of conduit. Custom nipples longer than 12" are available upon request. For special thread design requests, contact your local Picoma representative.

Listing

Picoma's rigid steel elbows, couplings and nipples are UL® Listed to UL-6, certified to CSA C22.2 No. 45.1, and manufactured in accordance with ANSI® C80.1.

Picoma's rigid steel elbows and nipples feature NPT tapered threads in accordance with ANSI/ASME B1.20.1.

SpeedCouple pre-installed rigid steel elbow couplings are listed to UL-514B.



Locations

Picoma's galvanized rigid steel elbows, couplings and nipples meet the requirements of National Electrical Code® (NEC®) Article 344 for use in indoor and outdoor locations and in wet and dry locations, including Class 1 Division 1 hazardous locations. They may be used for both exposed and concealed installations.

SpeedCouple rigid steel elbow couplings are not approved for wet or hazardous locations.

Coatings

Picoma's rigid steel elbow and nipples are hot-dip galvanized on both the interior and exterior to defend against corrosion. They then receive a passivation coating for extra protection.

Picoma's rigid steel couplings are electroplated for corrosion protection.

SUBMITTAL INFORMATION

PROJECT: _____

CONTRACTOR: _____

DATE: _____

ENGINEER: _____

SPECIFICATION REFERENCE: _____

SYSTEM TYPE: _____

LOCATIONS: _____

COMMENTS: _____

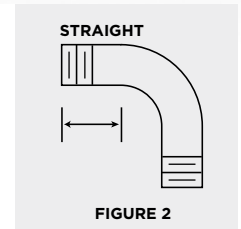
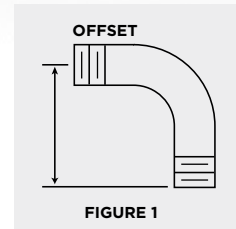
Rigid Steel Elbows, Couplings and Nipples

Submittal Sheet



90° ELBOWS

TRADE SIZE	UL MIN. RADIUS**	OFFSET (FIG. 1)	UL MIN. STRAIGHT (FIG. 2)**	WEIGHT PER 100	STANDARD CARTON QTY.
	in.	in.	in.	lbs.	
½	4	5 7/8	1 ½	70	50
¾	4 ½	7	1 ½	112	50
1	5 ¾	8 ¾	1 7/8	192	25
1 ¼	7 ¼	10 ¾	2	320	20
1 ½	8 ¾	12 ¼	2	413	15
2	9 ½	14 ½	2	670	10
2 ½*	10 ½	17	3	1200	Bulk
3*	13	19 5/8	3 5/8	1900	Bulk
3 ½*	15	22 ¾	3 ¼	2800	Bulk
4*	16	23 7/8	3 3/8	3100	Bulk
5*	24	34 7/8	3 5/8	6800	Bulk
6*	30	45 ½	3 ¾	11400	Bulk



* Trade sizes 2 ½ and larger shipped in palletized cartons or bulk. Palletized and bulk elbows supplied with a thread protector on each end and UL label affixed.

** Minimum dimension per UL-6.

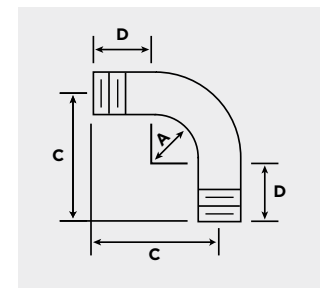
SPECIAL LARGE-RADIUS 90° ELBOWS

TRADE SIZE	12" RADIUS	15" RADIUS	18" RADIUS	24" RADIUS	30" RADIUS	36" RADIUS	42" RADIUS	48" RADIUS	60" RADIUS
1	4	6	5	6	9	9	12	13	—
1 ¼	6	7	7	9	12	13	16	18	—
1 ½	8	9	10	11	15	16	19	21	—
2	10	10	11	14	20	22	24	26	—
2 ½	—	19	18	23	27	32	39	44	—
3	—	25	28	32	37	45	52	57	—
3 ½	—	Standard Radius	31	35	42	54	62	69	—
4	—	—	38	45	54	64	73	81	90
5	—	—	—	Standard Radius	85	94	100	120	136
6	—	—	—	—	Standard Radius	131	140	160	182

Numbers in table above represent weight in pounds of special-radius elbows we offer.

DIMENSIONS OF SPECIAL LARGE-RADIUS 90° ELBOWS

TRADE SIZE	1-2 ½	1-3	1-4	1-4	1-5	1-6	1-6	1-6
When Radius "A" Is	12"	15"	18"	24"	30"	36"	42"	48"
Offset "C" Is	1'9"	2'0"	2'4"	2'11"	3'5"	3'11"	4'6"	5'0"
Straight End "D" Is	9"	9"	10"	11"	11"	11"	12"	12"
Length Unbent Is	3'0"	3'6"	4'0"	4'11"	5'9"	6'6"	7'6"	8'4"



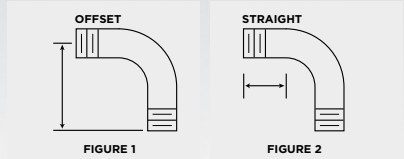
Rigid Steel Elbows, Couplings and Nipples

Submittal Sheet



SPEEDCOUPLE RMC 90° ELBOWS

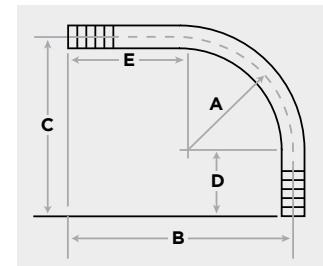
TRADE SIZE	MIN. RADIUS	OFFSET	STRAIGHT	WEIGHT PER ELBOW	WEIGHT PER ELBOW WITH COUPLING	STD. CTN. QTY.
	in.	in.	in.	lbs.	lbs.	
2	9.5	14.54	5.04	6.70	7.58	5
2½	10.5	17.00	6.50	12.00	13.76	Bulk
3	13	19.67	6.67	19.00	20.98	Bulk
3½	15	22.72	7.72	28.00	30.65	Bulk
4	16	23.94	7.94	31.00	34.09	Bulk
5	24	34.90	10.90	68.00	71.97	Bulk
6	30	45.50	15.50	114.00	119.25	Bulk



SpeedCouple elbows shall be listed to UL standards UL-6 (elbow) and UL-514B (coupling). Elbows manufactured in accordance with ANSI C80.1.
 Standard-radius elbows: Available in 90°, 60°, 45°, 30°, 22½°, 15° and 11¼°.
 Special-radius elbows: Available in 90°, 60°, 45°, 30°, 22½°, 15° and 11¼°.

YARD-LIGHT ELBOWS

TRADE SIZE	STANDARD CARTON QTY.	WEIGHT PER 100	WEIGHT PER CTN.	DIMENSIONS (REFER TO DIAGRAM)				
				A (in.)	B (in.)	C (in.)	D (in.)	E (in.)
½	50	150	38	4	18	6 ⅜	2 ⅜	14
¾	40	202	51	4½	18	6¾	2¼	13½
1	25	316	79	5¾	18	8⅝	2⅞	12¼
1¼	10	477	48	7¼	19¼	10¼	3¼	12¼
1½	Bulk	609	—	8¼	20½	11⅝	3⅜	12¼
2	Bulk	911	—	9½	21½	14½	5	12
2½	Bulk	1530	—	10½	22½	16	5½	12
3	Bulk	2279	—	13	25	19¼	6¼	12
3½	Bulk	3082	—	15	27	22¾	7¾	12
4	Bulk	3799	—	16	28	24	8	12



Tested and Listed for Safety
 Our galvanized steel rigid elbows, couplings and nipples comply with the following standards: ANSI C80.1 and UL-6, to which they are Listed.

COUPLINGS

TRADE SIZE	OUTSIDE DIAMETER	UL MIN. LENGTH*	WEIGHT PER 100	WEIGHT PER CTN.	STD. CTN. QTY.
	in.	in.	lbs.	lbs.	
½	1.010	1⅝	12	12	100
¾	1.250	1 41/64	18	9	50
1	1.525	1 31/32	30	9	30
1¼	1.869	2 1/32	37	9	25
1½	2.155	2 1/16	52	13	25
2	2.650	2 ⅞	72	15	20
2½	3.250	3 ⅜	170	41	24
3	3.870	3 ⅝	210	34	16
3½	4.500	3 13/32	340	41	12
4	4.875	3 33/64	300	30	10
5	6.000	3 61/64	475	Bulk	Bulk
6	7.200	4 ¼	765	Bulk	Bulk

* Minimum dimension per UL-6.

Rigid Steel Elbows, Couplings and Nipples

Submittal Sheet



NIPPLES

LENGTH		CLOSE		1½"		2"		2½"		3"		3½"	
TRADE SIZE	LENGTH* (IN.)	STD. CARTON QTY.	WEIGHT PER 100 (LBS.)	STD. CARTON QTY.	WEIGHT PER 100 (LBS.)	STD. CARTON QTY.	WEIGHT PER 100 (LBS.)	STD. CARTON QTY.	WEIGHT PER 100 (LBS.)	STD. CARTON QTY.	WEIGHT PER 100 (LBS.)	STD. CARTON QTY.	WEIGHT PER 100 (LBS.)
½	1½	25	6	25	8	25	12	25	15	25	19	25	22
¾	1¾	25	9	25	9	25	14	25	19	25	24	25	28
1	1½	25	16	—	—	25	22	25	28	25	36	25	43
1¼	1¾	25	22	—	—	25	28	25	37	25	47	25	55
1½	1¾	25	28	—	—	25	34	25	44	25	56	25	68
2	2	25	44	—	—	—	—	25	59	25	72	25	88
2½	2½	12	84	—	—	—	—	—	—	10	100	10	120
3	2¾	12	118	—	—	—	—	—	—	10	130	10	157
3½	2¾	12	160	—	—	—	—	—	—	—	—	—	—
4	2¾	12	180	—	—	—	—	—	—	—	—	—	—
5	3	Bulk	240	—	—	—	—	—	—	—	—	—	—
6	3½	Bulk	350	—	—	—	—	—	—	—	—	—	—

LENGTH		4"		5"		6"		8"		10"		12"		
TRADE SIZE	STD. CARTON QTY.	WEIGHT PER 100 (LBS.)	STD. CARTON QTY.	WEIGHT PER 100 (LBS.)	STD. CARTON QTY.	WEIGHT PER 100 (LBS.)	STD. CARTON QTY.	WEIGHT PER 100 (LBS.)	STD. CARTON QTY.	WEIGHT PER 100 (LBS.)	STD. CARTON QTY.	WEIGHT PER 100 (LBS.)	STD. CARTON QTY.	WEIGHT PER 100 (LBS.)
½	25	26	25	33	25	40	25	54	25	68	25	82	25	82
¾	25	34	25	43	25	52	25	73	25	89	25	109	25	109
1	25	49	25	64	25	78	25	109	25	138	25	166	25	166
1¼	25	66	25	84	25	100	12	136	12	176	12	216	12	216
1½	25	80	25	103	25	122	12	170	12	216	12	260	12	260
2	25	103	25	132	25	160	12	220	12	285	12	335	12	335
2½	10	150	12	197	12	240	5	329	5	422	5	505	5	505
3	10	200	10	260	10	300	5	411	5	528	5	630	5	630
3½	10	240	10	320	5	373	5	510	5	655	5	785	5	785
4	10	285	10	380	5	440	5	600	5	775	5	925	5	925
5	—	—	Bulk	480	Bulk	600	Bulk	825	Bulk	1055	Bulk	1260	Bulk	1260
6	—	—	Bulk	660	Bulk	820	Bulk	1125	Bulk	1440	Bulk	1720	Bulk	1720

* Length reference is for close nipples only. Prices are available upon request for nipples in lengths longer than 12" or with special threading requirements.

Chart Key

— = not available | Bulk = shipped in palletized carton or bulk